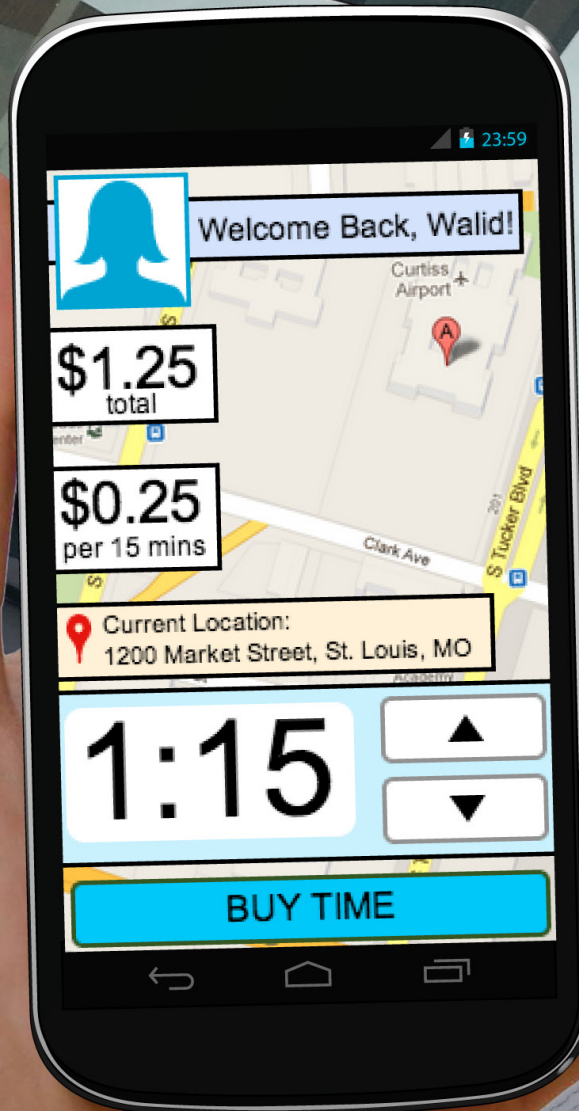


CITY TAP PARKING

TAP. PAY. WALK AWAY



ABOUT CITY TAP PARKING

(LEAN STARTUP IDEAS FOR BIG CITIES)


So, what is City Tap Parking? City Tap Parking is a new way for governments that still use traditional coin-based parking meters to smoothly transition to a new, faster, greener way for their citizens to pay for parking.

This product brochure describes how City Tap Parking helps cities get specific information about their drivers, where the pain points are across traffic in the city, and seamlessly offer up to the second parking costs across their city. This gives City Tap Parking the ability to create and track different kinds of analytics like never before in real time.

So now that we know what City Tap Parking is, how does it work and how easy it is for consumers to use the technology?

Great questions, now let us answer them.

Next > How does it work?



HOW DOES CITY TAP WORK ?

[END USERS]

To the end user or driver buying time on a meter in order to take advantage of City Tap Parking, they first have to buy the City Tap Parking Sticker for them to place inside of their car windshield.


Once they have activated it by syncing it with their drivers license and attaching a credit card, they also can store it in existing merchant services like, Paypal, Google Checkout or Apple Passbook. They only have to sync the sticker once and that's it!

Now that they have synced their stickers, in order to use it they simply have to tap the sticker using their smartphone.

So now that we know how does it work, how easy it is for consumers to use the technology?

Next > Consumer side application

CONNECTING TO CITY TAP PARKING: THE CITY TAP STICKER



City of St. Louis City Tap Parking Example:
Watermarked with city flag in background.

UP CLOSE:

CONNECTING THE STICKER TO THE DRIVERS
ACCOUNT



Each sticker is serialized, securely connecting the car, sticker and driver together.

HOW DOES CITY TAP WORK ?

[END USERS]

How easy is it to use for the consumers? Once the drivers mobile device is synced, they can start using City Tap Parking by tapping their sticker, setup your parking time and pay from their choice of payment method previously setup in the user account creation.

TOTAL COST DISPLAY:

Displays set total cost of the parking based on the time and variable cost per time value set in the application.

GEOLOCATION POSITION AND VARIABLE COST PER TIME DISPLAY:

Our software uses 3 types of GPS and Geo-fencing to set up variable cost per time display. This allows the application to find your current location on the map, and set the correct parking price for:

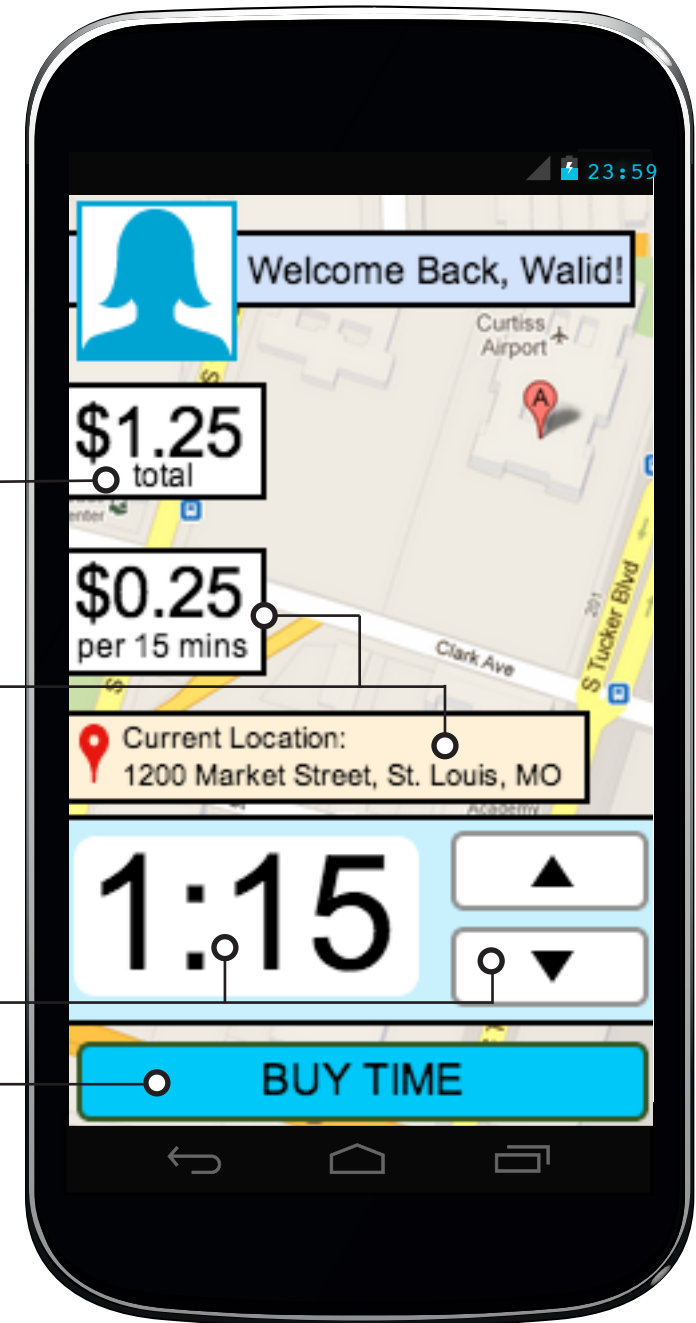
1. time of day
2. day of the week
3. location of the parking spot.

ADJUSTABLE DIGITAL TIMER:

Displays time remaining on meter. Optional approved options can include sending text message to driver when meter goes below a specified time, thus allowing the driver to pay their meter from their phone and not incur a citation.

PURCHASE TIME BUTTON:

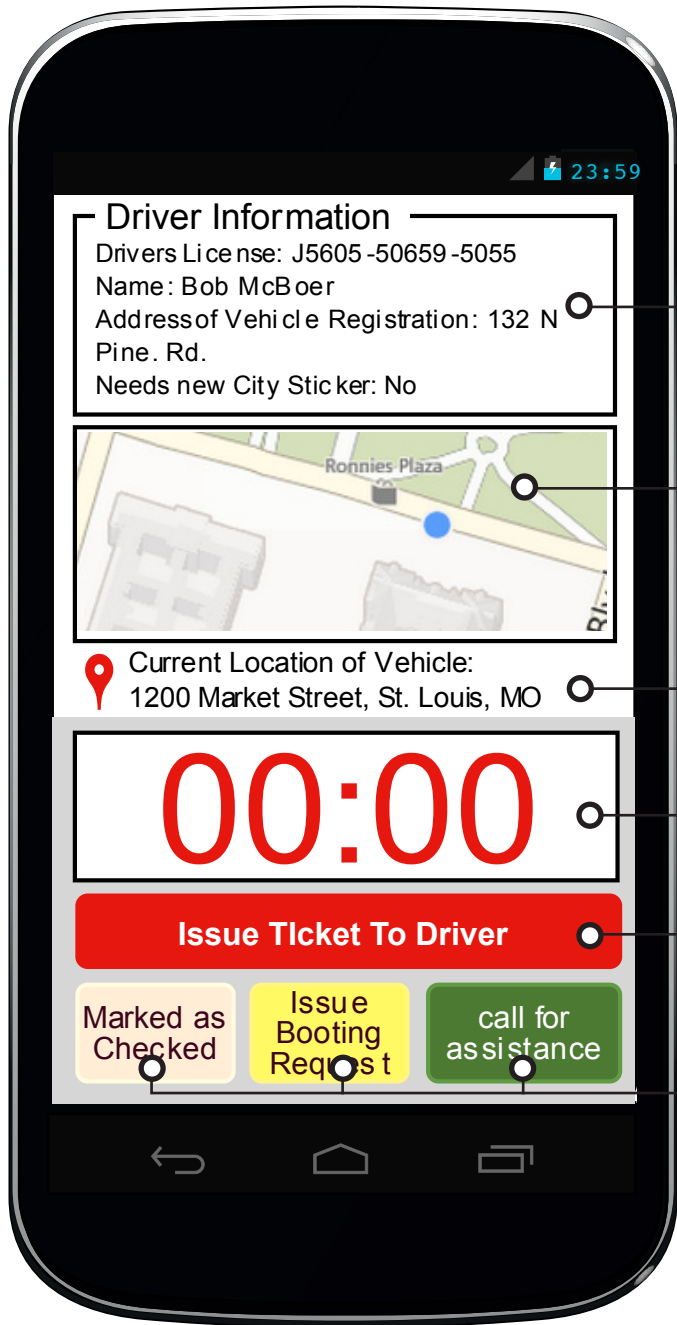
Immediately purchase time from their device. Sends notification of time and location to drivers email and phone via text message.



HOW DOES CITY TAP WORK ?

[CITY MANAGEMENT UTILITY]

City Tap Parking's Management Utility makes issuing citations easy.



DRIVER INFORMATION:

Displays Driver Information as well as driving information if there are any other issues about their driving record .

GEOLOCATION POSITION:

Using 3 types of GPS, displays current location of vehicle.

TIME LEFT ON DIGITAL METER:

Displays Driver Information as well as driving information if there are any other issues about their driving record .

TICKET ISSUE BUTTON:

Sends notification of citation to drivers email and phone via text message.

SUPPORT BUTTONS:

Set of support buttons to assist parking official in case of emergency situation.

HOW DO YOU GET STARTED?

[CITY GOVERNMENT]

1. Contact Us to set up an initial meeting outlining our services.
2. Determine what your current infrastructure you current have with your department of motor vehicles. Does your legacy systems need to be updated into a single system?
3. Determine where would a great pilot program start and what kind of rollout would you like to do.
4. Get started tracking and training your city about the application.

We can help every step of the way to ease this transition in to the future from ideation, system infrastructure redesign, metric design, analytics and training.

CONTACT US TO GET STARTED

[WE CAN CREATE A CUSTOM PILOT PROGRAM FOR YOU]

Have additional questions? We have answers, visit us online @ <http://unitednfc.com/parking> or give us a call at 312.273.8058 to set up an interactive meeting and get started.



UnitedNFC, LLC
932 w. 19th
Chicago, Illinois 60608
312.273.8058